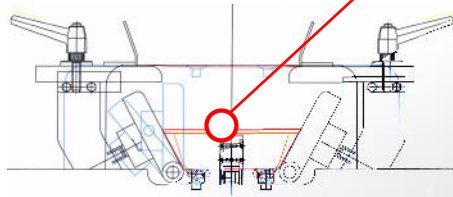


©
SureSleeve

Benefits

- Suitable for most pre-glued sleeves
- Highly accessible for operators throughout
- Fast changeover < 5 mins
- Reduction in manual operations
- Robust construction, with minimum traps
- Simple to use & clean
- Optional coding device
- Extremely Hygienic
- Minimum Footprint



... Tray & Sleeve interface

The new generation **SureSleeve** series of pre-glued sleeving machines are designed with minimum footprint and maximum throughput, achieving speeds up to 60ppm depending on packs. They are ideal for low to medium speed production lines with limited space & the desire to optimise manual sleeving operations.

This small & versatile machine offers good levels of performance at a remarkably competitive price. Benefits include, fast & simple changeover, simple operation & low running costs

The **SureSleeve** range is an automatic in-line packaging machine with up to 1 lane of trays fed randomly at any one time. Optional in-feed and coding components are available with the system.

Capable of taking tray products of different formats randomly into the machine, the tray is automatically inserted into the pre-glued sleeve in a continuous operation, which reduces the need for manual operations. This product also forms part of our **CombiPPAC** case packing & palletising solutions available from D2, for more info . . .

..... Call us TODAY



Tray & Sleeve Meet HERE . . .


. . . We can provide you with a total solution for sealing & packing, call us now with your production needs, our experienced after market team can help you.

Coldharbour Lane, Harpenden, Herts. AL5 4UT
Tel: +44(0)1582 622111 Fax: +44(0)1582 620111
email: sales@d2foodsystems.com
www.d2foodsystems.com



STANDARD FEATURES

- CONTINUOUS MOTION
- RANDOM IN-FEED OF TRAY PRODUCT
- STAINLESS STEEL MAIN FRAME, CABINET & LOWER SAFETY GUARDS
- POLYCARBONATE UPPER SAFETY GUARDS (INTERLOCKED)
- ADJUSTABLE INFEED HOPPER 600MM CAPACITY
- RECIPROCATING CARTONS DENESTER (SERVO)
- DIMENSION INDICATORS
- EASY TO USE HMI WITH PRODUCT SELECTION
- VACUUM PUMP
- PLC CONTROLLED WITH MENU CONTROL
- FULLY MOBILE (CASTORS) WITH LEVELING FEET
- FAST SIZE CHANGEOVERS (TOOL FREE)
- NO PRODUCT NO FILL OPERATION



Servo driven reciprocating carton denest



HMI simple to use



Tray & sleeve exiting the loading area

TECHNICAL FEATURES

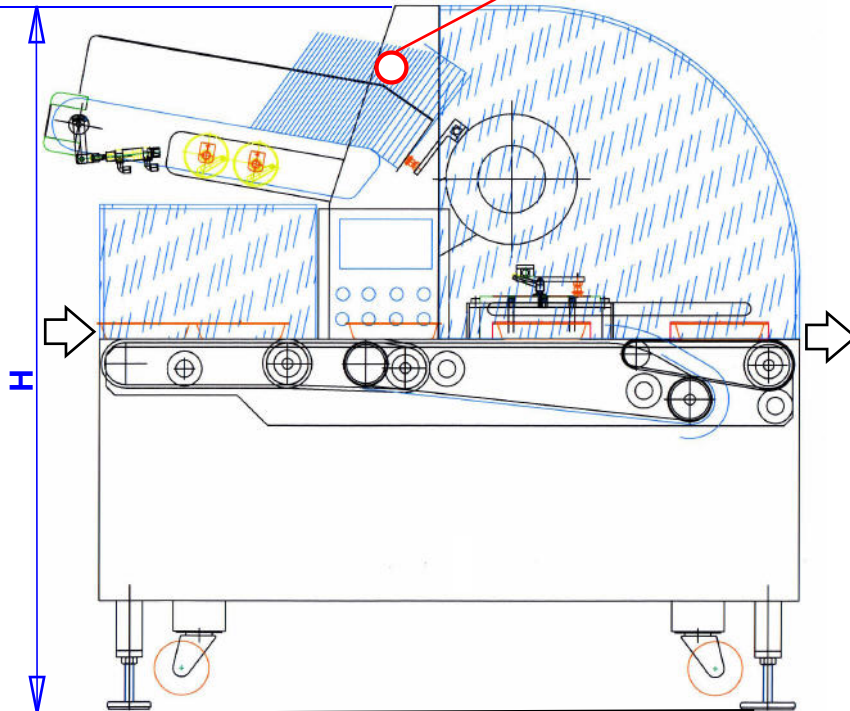
- VOLTAGE 415V, 3-PH, 50 HZ, WITH NEUTRAL & EARTH
- POWER = 3KW
- FILTERED & COMPRESSED AIR CONSUMPTION 20NL/MIN, 6-8 BAR
- MANUFACTURED IN ACCORDANCE WITH CE NORMS.

OPTIONS

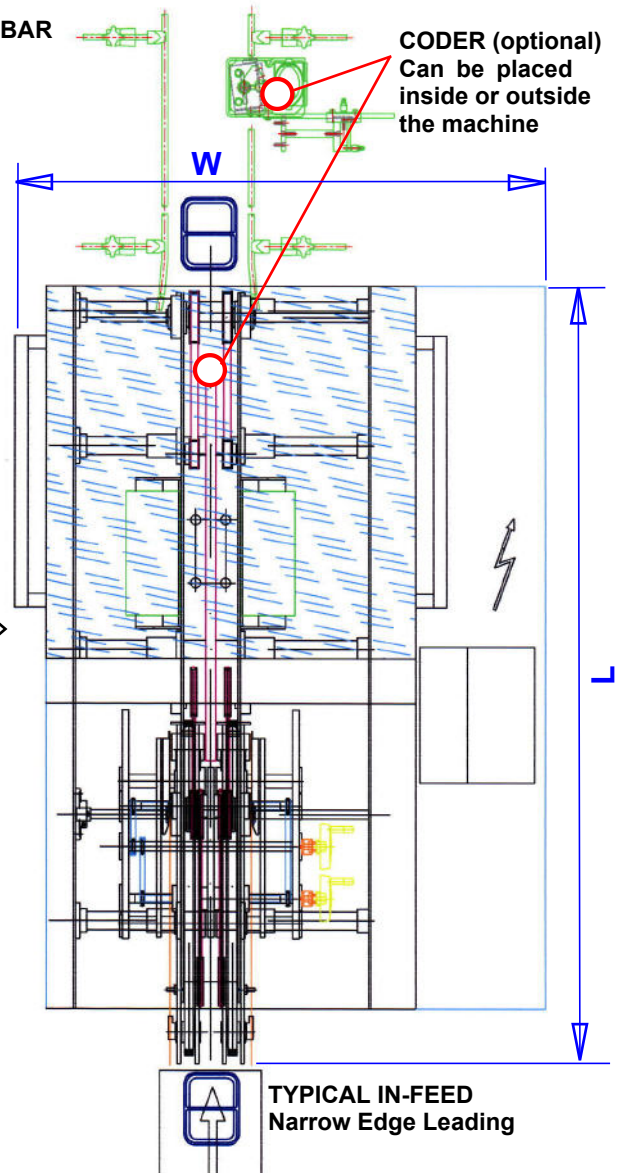
- EMBOSSING OR CODED SELL BY DATE MODULE

MIN = 60(L) X 70(W) X 30(D) mm
 MAX = 270(L) X 200(W) X 80(D) mm

PRE-BROKEN SLEEVES
 Loaded here



Machine dimensions typically 1620 H, 1600 L, 1375 W mm



CODER (optional)
 Can be placed
 inside or outside
 the machine

TYPICAL IN-FEED
 Narrow Edge Leading



Coldharbour Lane, Harpenden, Herts. AL5 4UT
 Tel: +44(0)1582 622111 Fax: +44(0)1582 620111
 email: sales@d2foodsystems.com
 www.d2foodsystems.com